


## Wear parts

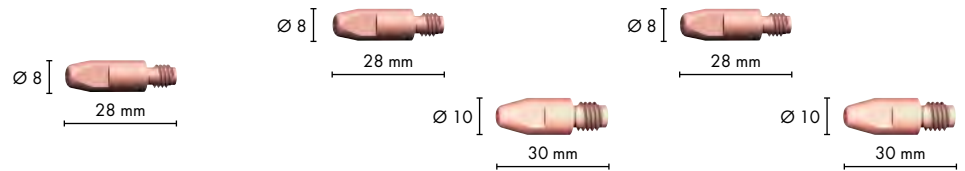
### MB EVO PRO 24

### MB EVO PRO 26

### MB EVO PRO 36




Gas nozzle (10 pcs.)	Ø A		Ø B		Ø C	
Cylindrical	Ø 17	145.0047	Ø 20	145.0051	Ø 19	145.0045
Conical	Ø 12.5	145.0080*	Ø 16	145.0085**	Ø 16	145.0078***
Tapered	Ø 10	145.0128	Ø 14	145.0132	Ø 12	145.0126



Contact tip (10 pcs.)		M6	M6	M8	M6	M8
E-Cu	Ø 0.8	140.0051	140.0051	140.0114	140.0051	140.0114
	Ø 1.0	140.0242	140.0242	140.0313	140.0242	140.0313
	Ø 1.2	140.0379	140.0379	140.0442	140.0379	140.0442
CuCrZr	Ø 0.8	140.0054	140.0054	140.0117	140.0054	140.0117
	Ø 1.0	140.0245*	140.0245**	140.0316	140.0245	140.0316
	Ø 1.2	140.0382	140.0382	140.0445	140.0382	140.0445***

For more contact tips see chapter "Accessories & special equipment"



Contact tip holder (10 pcs.)			
M6	142.0003*	142.0007**	142.0005
M8	-	142.0082	142.0020***



Gas diffusor (10 pcs.)			
Standard	012.0432.10*	018.0260.10**	014.0748.10***
Long life	-	-	014.0026
Ceramic	-	018.0141	014.0023



Liner	Ø	for 3 m	for 4 m	for 5 m
Insulated liner	Ø 0.8	124.0011	124.0012	124.0015
	Ø 1.0	124.0026**	124.0031**	124.0035**
	Ø 1.2	124.0026***	124.0031***	124.0035***

For more liner see chapter "Accessories & special equipment"

## Standard equipment

\* Included in the standard equipment for complete torches MB EVO PRO 24

\*\* Included in the standard equipment for complete torches MB EVO PRO 26

\*\*\* Included in the standard equipment for complete torches MB EVO PRO 36